

Transmission Mount Billet Insert Installation Guide v1.0

(Aug 2015)

Part No. EC0513-0501; EC0513-0501R

Application

Audi C7 A6, S6, A7, S7,
RS7

List of Parts Included

(1) Billet Insert


List of Required Tools

10mm 12 point Socket

Silicone Grease/Spray

Torque Wrench

Vehicle Lift or Jack Stands or Ramps




Proper service and repair procedures are vital to the safe, reliable operation of all motor vehicles as well as the personal safety of those performing the repairs. Standard safety procedures and precautions (including use of safety goggles and proper tools and equipment) should be followed at all times to eliminate the possibility of personal injury or improper service which could damage the vehicle or compromise its safety.

STEP

1

Properly raise the front end of vehicle using an automotive lift or jack stands or ramps.


Locate the transmission mount and remove the two M10 12 point screws and the metal bracket that was secured by the two screws. Please note that these bolts will be re-used.



STEP

2


Sufficiently lubricate the Polyurethane insert with Silicone grease or Silicone Spray. Then install the insert. Carefully push all the way until the insert sits relatively flat against the mount.



STEP

3

Secure the insert using the OE screws from step 1. Torque to 15 ft-lbs (20 Nm).



STEP

4

Carefully lower the vehicle and enjoy the performance gains of the Eurocode billet insert.



LIMITED ONE (1) YEAR WARRANTY

Eurocode Tuning, Inc. (EUROCODE) warrants to the original purchaser that our (PRODUCT) will be free of defects in material and workmanship for a period of one (1) year from the date of purchase.

This Warranty applies only to the original purchaser of the PRODUCT. To obtain any warranty service, you must provide EUROCODE with proof of purchase and date of purchase acceptable to EUROCODE, such as a copy of your purchase receipt. This warranty does not cover the removal or reinstallation of the product. EUROCODE will, at its option, repair, replace or refund the purchase price of a defective component, provided you return the defective component during the warranty period, transportation charges prepaid, to Eurocode Tuning's Service Department or a Factory Authorized Service Center.

Attach your name, address, telephone number, a description of the problem, and a copy of your sales receipt. All returns must be accompanied by a Return Goods Authorization (RGA) number and such number shall be written clearly on the outside of the box. RGA numbers may be obtained by calling EUROCODE at 1-310-294-8108. This warranty does not apply to the (i) metal finish or (ii) if the product/component has been damaged by accident, abuse, misuse, collision, modification, misapplication, improper installation, or improper service. This warranty is void if any EUROCODE serial number has been removed or defaced. Commercial or industrial use or application, or any motorsports use voids the warranty.

THE WARRANTY SET FORTH ABOVE IS THE ONLY WARRANTY. THERE ARE NO OTHER WARRANTIES, EXPRESS OR IMPLIED, INCLUDING BUT NOT LIMITED TO IMPLIED WARRANTIES OF MERCHANTABILITY OR FITNESS FOR A PARTICULAR PURPOSE. ANY IMPLIED WARRANTY WHICH BY LAW MAY NOT BE EXCLUDED IS LIMITED IN DURATION TO ONE (1) YEAR FROM THE DATE OF ORIGINAL RETAIL PURCHASE OF THE PRODUCT.

No EUROCODE dealer, agent or employee is authorized to make any modification, extension or addition to this

warranty.

EUROCODE SHALL NOT BE LIABLE FOR SPECIAL, INDIRECT, INCIDENTAL OR CONSEQUENTIAL DAMAGES (INCLUDING, BUT NOT LIMITED TO, LOST PROFITS, DOWN TIME OR LOSS OF USE) UNDER ANY LEGAL THEORY, EVEN IF EUROCODE WAS ADVISED OF THE POSSIBILITY OF SUCH DAMAGES.

Some states do not allow the exclusion of implied warranties or the exclusion or limitation of liability for incidental or consequential damages, or limitations on how long an implied warranty lasts, so the above limitation or exclusion may not apply to you. This warranty gives you specific legal rights. You may also have other rights that vary from state to state. EUROCODE reserves the right to change Product/component design without notice. In situations in which EUROCODE has changed a Product/component design, EUROCODE shall have no obligation to upgrade or otherwise modify previously manufactured Products/components.

Warranty inquiries and Products returned for warranty service should be sent to:

Eurocode Tuning, Inc.
Customer Service Department
1872 Del Amo Blvd Unit A
Torrance, CA 90501
1-310-294-8108
1-310-212-7141 International Fax